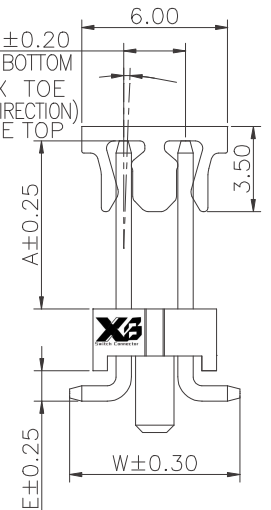
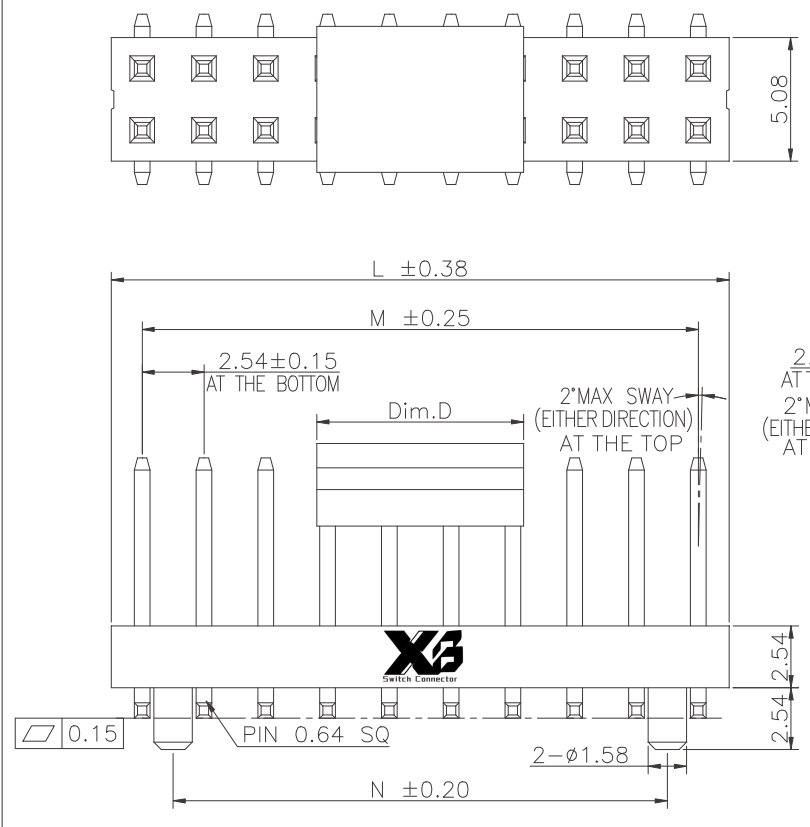


1 2 3 4 5 6 7 8 9

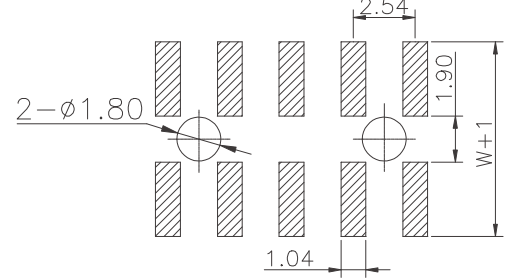
F
E
D
C
B
A

F
E
D
C
B
A

Specifications
 Current Rating:3.0Amp
 Insulation Resistance:1000MΩMin.
 Dielectric Withstanding Voltage:600VAC
 Contact Resistance:20mΩMax.
 Operating Temperature:-40°C to +105°C
 Materials
 Contact Material:
 Brass(Pin length less than 25mm)
 Phosphor Bronze(The total length of pin is more than 25mm)
 Insulator Material:
 Nylon(High temperature resistance),
 LCP(High temperature resistance),
 UL 94V-0
 All materials must meet XI BANG hazardous substances control standards.



Recommended P.C.Board Layout
 (Tolerance:±0.05)



No. of PIN/ROW	Dimension Information		
	M	L	N
02	2.54	5.08	--
03	5.08	7.62	2.54
04	7.62	10.16	5.08
05	10.16	12.70	7.62
06	12.70	15.24	10.16
07	15.24	17.78	12.70
08	17.78	20.32	15.24
09	20.32	22.86	17.78
10	22.86	25.40	20.32
11	25.40	27.94	22.86
12	27.94	30.48	25.40
13	30.48	33.02	27.94
14	33.02	35.56	30.48
15	35.56	38.10	33.02
16	38.10	40.64	35.56
17	40.64	43.18	38.10
18	43.18	45.72	40.64
19	45.72	48.26	43.18
20	48.26	50.80	45.72
21	50.80	53.34	48.26
22	53.34	55.88	50.80
23	55.88	58.42	53.34
24	58.42	60.96	55.88
25	60.96	63.50	58.42
26	63.50	66.04	60.96
27	66.04	68.58	63.50
28	68.58	71.12	66.04
29	71.12	73.66	68.58
30	73.66	76.20	71.12
31	76.20	78.74	73.66
32	78.74	81.28	76.20
33	81.28	83.82	78.74
34	83.82	86.36	81.28
35	86.36	88.90	83.82
36	88.90	91.44	86.36
37	91.44	93.98	88.90
38	93.98	96.52	91.44
39	96.52	99.06	93.98
40	99.06	101.60	96.52

Ordering Information

XB-PZ-C-254-201 XX XX B XXX X 1 X X

Plastic specifications
 1=Single row
 2=Dual row
 3=Tripe row
 4=Quadruple

Water code

Positioning column information
 A=No locating post
 B=Round post
 C=Square post

Pin length
 See the drawing

Color
 1=Black
 2=White
 3=Yellow
 E=Beige

Packing code
 A=Box
 B=Tray
 C=Tube
 D=Tape&Reel
 E=Cap+Tube
 F=Cap+Tape&Reel
 G=Acetate Tape+Tube
 H=Acetate Tape+Tape&Reel

No. of Pins per Row
 02~40

Plating code
 01=Tin
 02=Gold Flash
 05=Gold Flash/Tin
 22=Matte Tin

Insulator Material
 R=Nylon(Halogen Free)
 C=LCP

Contact Material
 A/S/K/T=Phosphor Bronze
 B/Z/H/W=Brass

Dim.D	NOTE
5.00mm	02pin
6.00mm	03~08pin
8.50mm	09~40pin

东莞市溪榜电子有限公司 DONG GUAN XI BANG ELECTRONICS CO., LTD.	GENERAL TOLERANCE		DWG. NO.	TITLE.
	X.*±5.0°	X.±0.30	XB-PZ-C-254-201	
REV. 01	UNIT. mm	SCALE. 4:1	PART NO.	2.54 PIN HEADER DUAL ROWS SMT TYPE CONNECTOR
01	mm	4:1	1/1	

1 2 3 4 5 6 7 8 9