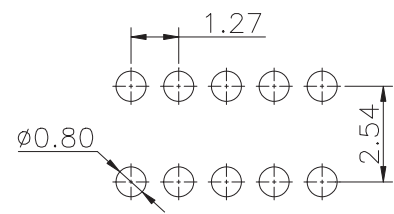


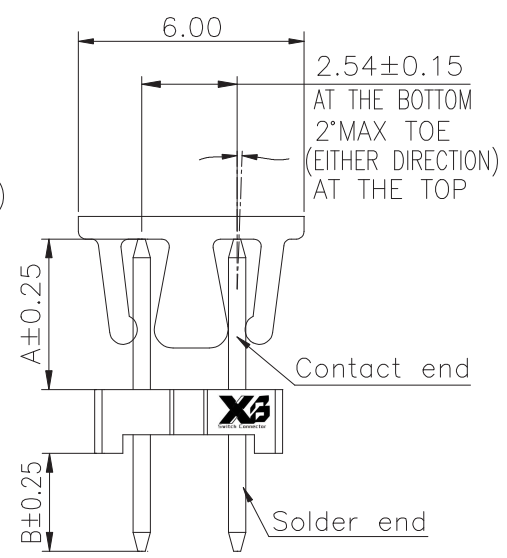
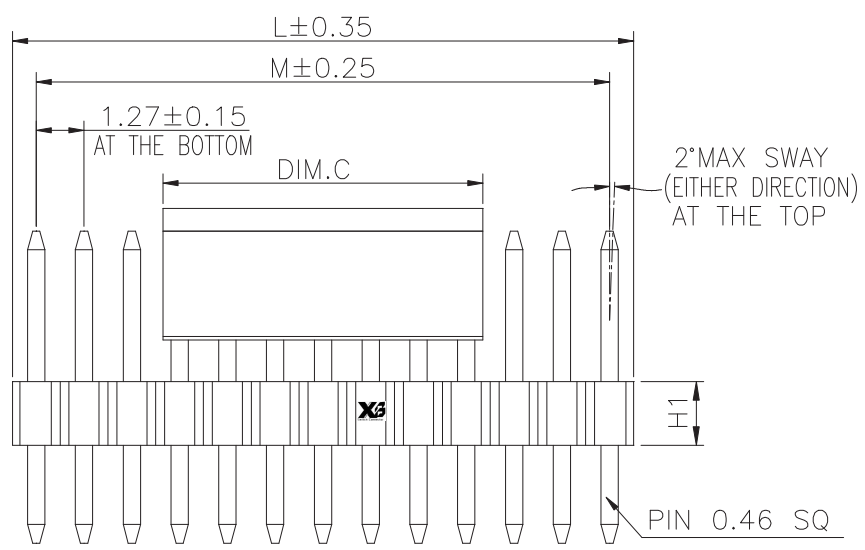


Recommended P.C.Board
Layout
(Tolerance:±0.05)



Specifications
Current Rating:1.0Amp
Insulation Resistance:1000MΩMin.
Dielectric Withstanding Voltage:300VAC
Contact Resistance:20mΩMax.
Operating Temperature:-40°C to +105°C
Materials
Contact Material:Brass
Insulator Material:High Temperature
Thermoplastic, UL 94V-0 LCP
or the equivalent material
All materials must meet XI BANG
hazardous substances control standards.

Dim.C	NOTE
5.00mm	04~08pin
8.50mm	09~50pin



No. of PIN/ROW	Dimension Information		No. of PIN/ROW	Dimension Information	
	L	M		L	M
02	2.54	1.27	27	34.29	33.02
03	3.81	2.54	28	35.56	34.29
04	5.08	3.81	29	36.83	35.56
05	6.35	5.08	30	38.10	36.83
06	7.62	6.35	31	39.37	38.10
07	8.89	7.62	32	40.64	39.37
08	10.16	8.89	33	41.91	40.64
09	11.43	10.16	34	43.18	41.91
10	12.70	11.43	35	44.45	43.18
11	13.97	12.70	36	45.72	44.45
12	15.24	13.97	37	46.99	45.72
13	16.51	15.24	38	48.26	46.99
14	17.78	16.51	39	49.53	48.26
15	19.05	17.78	40	50.80	49.53
16	20.32	19.05	41	52.07	50.80
17	21.59	20.32	42	53.34	52.07
18	22.86	21.59	43	54.61	53.34
19	24.13	22.86	44	55.88	54.61
20	25.40	24.13	45	57.15	55.88
21	26.67	25.40	46	58.42	57.15
22	27.94	26.67	47	59.69	58.42
23	29.21	27.94	48	60.96	59.69
24	30.48	29.21	49	62.23	60.96
25	31.75	30.48	50	63.50	62.23
26	33.02	31.75			

Ordering Information

Plastic specifications
1=Single row
2=Dual row
3=Tripe row
4=Quadruple

Water code
01:H1=2.54
02:H1=3.00
03:H1=1.70

No. of Pins per Row
02~50

Positioning column information
A=No locating post
B=Round post
C=Square post

Pin length
See the drawing

Insulator Material
A=PBT
R=Nylon(Halogen Free)
C=LCP

Color
1=Black
2=White
3=Yellow
E=Beige

Contact Material
A/S/K/T=Phosphor Bronze
B/Z/H/W=Brass

Packing code
A=Box
B=Tray
C=Tube
D=Tape&Reel
E=Cap+Tube
F=Cap+Tape&Reel
G=Acetate Tape+Tube
H=Acetate Tape+Tape&Reel

XB 东莞市溪榜电子有限公司
DONG GUAN XI BANG ELECTRONICS CO., LTD.

GENERAL TOLERANCE	
X.*±5.0°	X.±0.30
.X*±3.0°	.X±0.25
.XX*±2.0°	.XX±0.15
.XXX*±1.0°	.XXX±0.10

DWG. NO.
XB-PZ-A-127-201X

PART NO.

TITLE.
1.27x2.54 PIN HEADER
DUAL ROWS DIP TYPE
CONNECTOR

REV.	UNIT.	SCALE.	PAGE.
01	mm	5:1	1/1