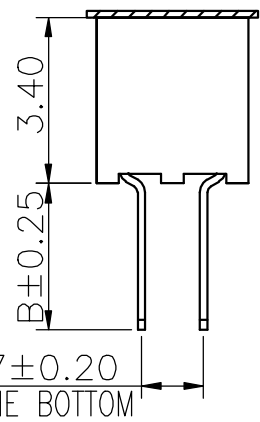
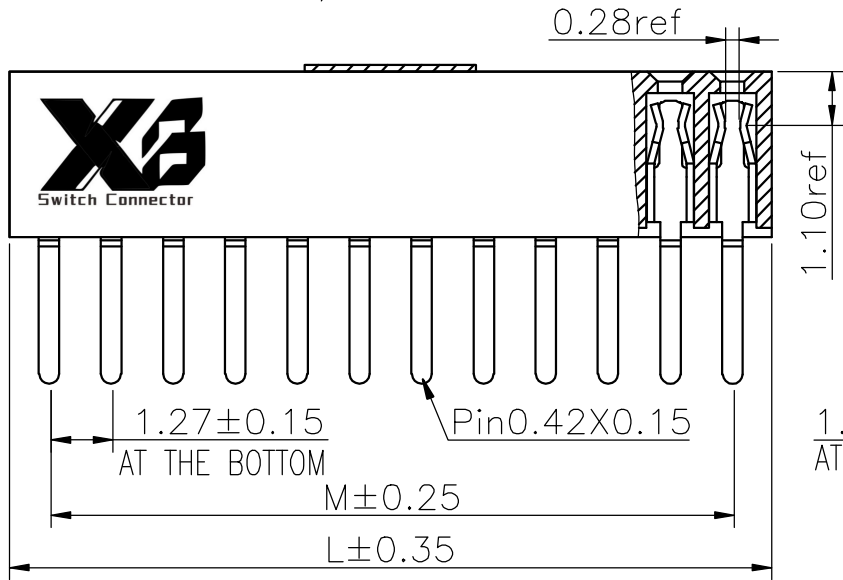
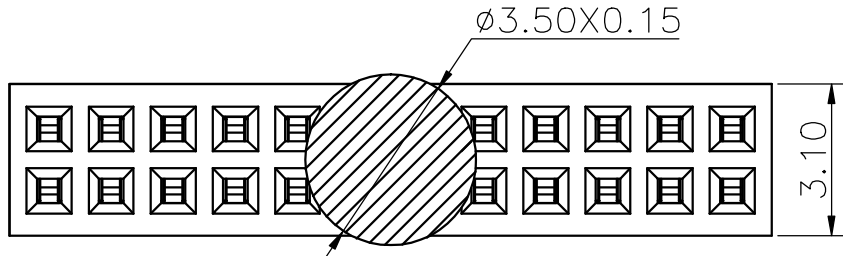


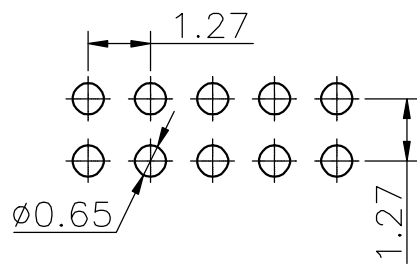
1 2 3 4 5 6 7 8 9



Specifications  
 Current Rating:1Amp  
 Insulation Resistance:1000MΩMin.  
 Dielectric Withstanding Voltage:300VAC  
 Contact Resistance:20mΩMax.  
 Operating Temperature:-40°C to +105°C  
 Materials  
 Contact Material:Phosphor Bronze  
 Insulator Material:High Temperature Thermoplastic, UL 94V-0 LCP or the equivalent material  
 All materials must meet XI BANG requirement for environment protection.

No. of PIN/ROW	Dimension Information	
	M	L
02	1.27	2.89
03	2.54	4.16
04	3.81	5.43
05	5.08	6.70
06	6.35	7.97
07	7.62	9.24
08	8.89	10.51
09	10.16	11.78
10	11.43	13.05
11	12.70	14.32
12	13.97	15.59
13	15.24	16.86
14	16.51	18.13
15	17.78	19.40
16	19.05	20.67
17	20.32	21.94
18	21.59	23.21
19	22.86	24.48
20	24.13	25.75
21	25.40	27.02
22	26.67	28.29
23	27.94	29.56
24	29.21	30.83
25	30.48	32.10
26	31.75	33.37
27	33.02	34.64
28	34.29	35.91
29	35.56	37.18
30	36.83	38.45
31	38.10	39.72
32	39.37	40.99
33	40.64	42.26
34	41.91	43.53
35	43.18	44.80
36	44.45	46.07
37	45.72	47.34
38	46.99	48.61
39	48.26	49.88
40	49.53	51.15
41	50.80	52.42
42	52.07	53.69
43	53.34	54.96
44	54.61	56.23
45	55.88	57.50
46	57.15	58.77
47	58.42	60.04
48	59.69	61.31
49	60.96	62.58
50	62.23	63.85

Recommended P.C.Board Layout  
 (Tolerance:±0.05)



### Ordering Information

207 - XX XX A XXX C 1 A X

Plastic specifications  
 1=Single row  
 2=Dual row  
 3=Tripe row  
 4=Quadruple

Water code  
 No. of Pins per Row  
 02~50

Positioning column information  
 A=No locating post  
 B=Round post  
 C=Square post

Plating code  
 01=Tin  
 02=Gold Flash  
 05=Gold Flash/Tin  
 22=Matte Tin

Pin length  
 See the drawing

Insulator Material  
 C=LCP

Color  
 1=Black  
 2=White  
 3=Yellow  
 E=Beige

Contact Material  
 A/S/K/T=Phosphor Bronze

Packing code  
 C=Tube  
 D=Tape&Reel  
 E=Cap+Tube  
 F=Cap+Tape&Reel  
 G=Acetate Tape+Tube  
 H=Acetate Tape+Tape&Reel

**东莞市溪榜电子有限公司**  
 DONG GUAN XI BANG ELECTRONICS CO., LTD.

GENERAL TOLERANCE	
X.'±5.0'	X.±0.30
.X'±3.0'	.X±0.25
.XX'±2.0'	.XX±0.15
.XXX'±1.0'	.XXX±0.10

DESIGN:  
 CHECKED:  
 AUDITED:  
 APPROVED:

DATE:  
 DATE:  
 DATE:  
 DATE:

DWG. NO.  
**XB-PM-A-127-207**  
 PART NO.

TITLE.  
 1.27 FEMALE HEADER  
 DUAL ROW DIP TYPE

REV. 01 UNIT. mm SCALE. 5:1 PAGE. 1/1

1 2 3 4 5 6 7 8 9