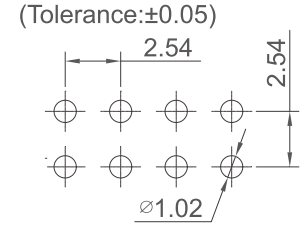


Specifications
 Current Rating:3.0Amp
 Insulation Resistance:1000MΩMin.
 Dielectric Withstanding Voltage:600VAC
 Contact Resistance:20mΩMax.
 Operating Temperature:-40°C to +105°C
 Materials
 Contact Material:
 Brass(Pin length less than 25mm)
 Phosphor Bronze(The total length of pin is more than 25mm)
 Insulator Material:
 PBT(Not resistant to high temperature), Nylon(High temperature resistance), LCP(High temperature resistance),
 UL 94V-0
 All materials must meet Greenconn hazardous substances control standards.

Recommended P.C.Board Layout



No. of PIN/ROW	Dimension Information	
	M	L
02	2.54	5.08
03	5.08	7.62
04	7.62	10.16
05	10.16	12.70
06	12.70	15.24
07	15.24	17.78
08	17.78	20.32
09	20.32	22.86
10	22.86	25.40
11	25.40	27.94
12	27.94	30.48
13	30.48	33.02
14	33.02	35.56
15	35.56	38.10
16	38.10	40.64
17	40.64	43.18
18	43.18	45.72
19	45.72	48.26
20	48.26	50.80
21	50.80	53.34
22	53.34	55.88
23	55.88	58.42
24	58.42	60.96
25	60.96	63.50
26	63.50	66.04
27	66.04	68.58
28	68.58	71.12
29	71.12	73.66
30	73.66	76.20
31	76.20	78.74
32	78.74	81.28
33	81.28	83.82
34	83.82	86.36
35	86.36	88.90
36	88.90	91.44
37	91.44	93.98
38	93.98	96.52
39	96.52	99.06
40	99.06	101.60

Ordering Information

XB-PZ-B-254-212

- Plastic specifications
 1=Single row
 2=Dual row
 3=Tripe row
 4=Quadruple
- Water code
- No. of Pins per Row
 02~40
- Positioning column information
 A=No locating post
 B=Round post
 C=Square post
- Pin length
 See the drawing
- Insulator Material
 A=PBT
 R=Nylon(Halogen Free)
 C=LCP
- Color
 1=Black
 2=White
 3=Yellow
 E=Beige
- Contact Material
 A/S/K/T=Phosphor Bronze
 B/Z/H/W=Brass
- Packing code
 A=Box
 B=Tray
 C=Tube
 D=Tape&Reel
 E=Cap+Tube
 F=Cap+Tape&Reel
 G=Acetate Tape+Tube
 H=Acetate Tape+Tape&Reel
- Plating code
 01=Tin
 02=Gold Flash
 05=Gold Flash/Tin
 22=Matte Tin

东莞市溪榜电子有限公司
 DONG GUAN XI BANG ELECTRONI CS CO., LTD.

REV.	UNIT.	SCALE.	PAGE.
01	mm	3:1	1/1


GENERAL TOLERANCE	
X.°±5.0°	X.±0.30
.X°±3.0°	.X±0.25
.XX°±2.0°	.XX±0.15
.XXX°±1.0°	.XXX±0.10

DWG. NO.	XB-PZ-B-254-212
PART NO.	XB-PZ-B-254-212

TITLE.
 2.54 PIN HEADER DUAL ROWS R/A TYPE CONNECTOR

Specifications

Current Rating : 3.0 Ampere
 Insulation Resistance : 1000 MΩ Min
 Dielectric Withstanding : 600V AC
 Contact Resistance : 20 mΩ Max
 Operating Temperature : -40°C to +105°C

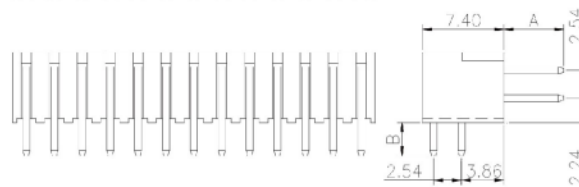
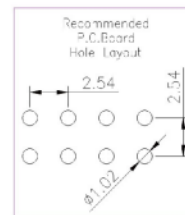
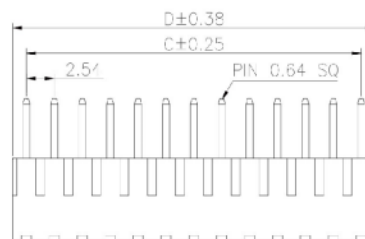
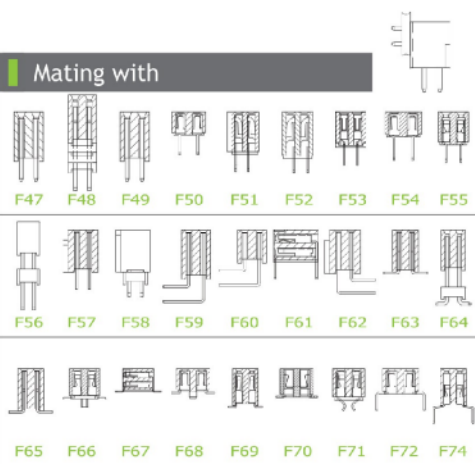


Materials

Contact Material : Brass
 Insulation Material : High Temperature Thermoplastic, 94V-0 PBT

All materials must meet Greenconn's requirements for environmental protection.

Mating with



* For Coded Dimension Not Inside The Table, Please Refer To "Ordering Information"

No. of Pins/Row	Dimension Information		No. of Pins/Row	Dimension Information		No. of Pins/Row	Dimension Information		No. of Pins/Row	Dimension Information	
	C	D		C	D		C	D		C	D
02	2.54	5.08	11	25.40	27.94	21	50.80	53.34	31	76.20	78.74
03	5.08	7.62	12	27.94	30.48	22	53.34	55.88	32	78.74	81.28
04	7.62	10.16	13	30.48	33.02	23	55.88	58.42	33	81.28	83.82
05	10.16	12.70	14	33.02	35.56	24	58.42	60.96	34	83.82	86.36
06	12.70	15.24	15	35.56	38.10	25	60.96	63.50	35	86.36	88.90
07	15.24	17.78	16	38.10	40.64	26	63.50	66.04	36	88.90	91.44
08	17.78	20.32	17	40.64	43.18	27	66.04	68.58	37	91.44	93.98
09	20.32	22.86	18	43.18	45.72	28	68.58	71.12	38	93.98	96.52
10	22.86	25.40	19	45.72	48.26	29	71.12	73.66	39	96.52	99.06
			20	48.26	50.80	30	73.66	76.20	40	99.06	101.60

XB 东莞市溪榜电子有限公司
 DONG GUAN XI BANG ELECTRONICS CO., LTD.

REV. 01 UNIT. mm SCALE. 5:1 PAGE. 1/1

GENERAL TOLERANCE

X. ± 5.0'	X. ± 0.30
.X' ± 3.0'	.X ± 0.25
.XX' ± 2.0'	.XX ± 0.15
.XXX' ± 1.0'	.XXX ± 0.10

DESIGN:
 CHECKED:
 AUDITED:
 APPROVED:

DATE:
 DATE:
 DATE:
 DATE:

DWG. NO.
 XB-PZ-B-254-212
 PART NO.
 XB-PZ-B-254-212

TITLE:
 2.00 FEMALE HEADER
 SINGLE ROW DIP TYPE
 BASE 4.30H