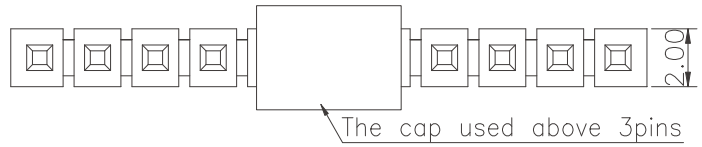


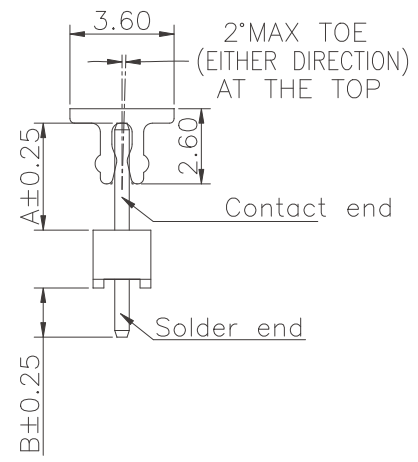
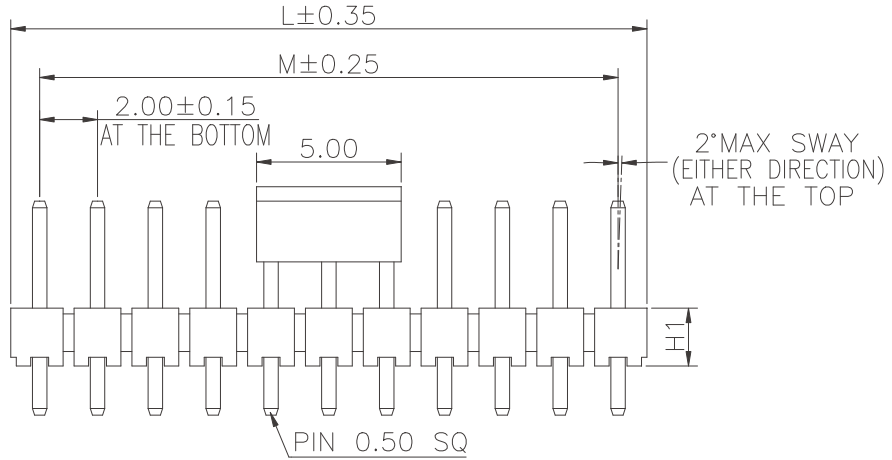
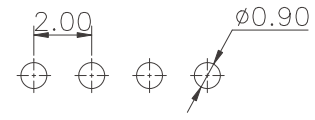
1 2 3 4 5 6 7 8 9

F
E
D
C
B
A

F
E
D
C
B
A



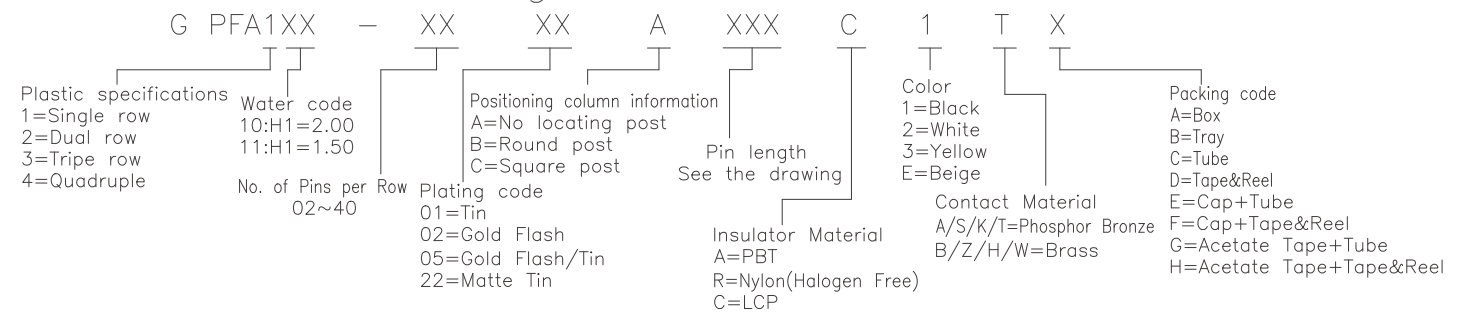
Recommended P.C.Board
Layout
(Tolerance:±0.05)



Specifications
 Current Rating:2.0Amp
 Insulation Resistance:1000MΩMin.
 Dielectric Withstanding Voltage:500VAC
 Contact Resistance:20mΩMax.
 Operating Temperature:-40°C to +105°C
 Materials
 Contact Material:
 Brass(Pin length less than 25mm)
 Phosphor Bronze(The total length of pin is more than 25mm)
 Insulator Material:
 PBT(Not resistant to high temperature),
 Nylon(High temperature resistance),
 LCP(High temperature resistance),
 UL 94V-0
 All materials must meet Greenconn hazardous substances control standards.

| No. of PIN/ROW | Dimension Information | | No. of PIN/ROW | Dimension Information | |
|----------------|-----------------------|-------|----------------|-----------------------|-------|
| | L | M | | L | M |
| 02 | 4.00 | 2.00 | 22 | 44.00 | 42.00 |
| 03 | 6.00 | 4.00 | 23 | 46.00 | 44.00 |
| 04 | 8.00 | 6.00 | 24 | 48.00 | 46.00 |
| 05 | 10.00 | 8.00 | 25 | 50.00 | 48.00 |
| 06 | 12.00 | 10.00 | 26 | 52.00 | 50.00 |
| 07 | 14.00 | 12.00 | 27 | 54.00 | 52.00 |
| 08 | 16.00 | 14.00 | 28 | 56.00 | 54.00 |
| 09 | 18.00 | 16.00 | 29 | 58.00 | 56.00 |
| 10 | 20.00 | 18.00 | 30 | 60.00 | 58.00 |
| 11 | 22.00 | 20.00 | 31 | 62.00 | 60.00 |
| 12 | 24.00 | 22.00 | 32 | 64.00 | 62.00 |
| 13 | 26.00 | 24.00 | 33 | 66.00 | 64.00 |
| 14 | 28.00 | 26.00 | 34 | 68.00 | 66.00 |
| 15 | 30.00 | 28.00 | 35 | 70.00 | 68.00 |
| 16 | 32.00 | 30.00 | 36 | 72.00 | 70.00 |
| 17 | 34.00 | 32.00 | 37 | 74.00 | 72.00 |
| 18 | 36.00 | 34.00 | 38 | 76.00 | 74.00 |
| 19 | 38.00 | 36.00 | 39 | 78.00 | 76.00 |
| 20 | 40.00 | 38.00 | 40 | 80.00 | 78.00 |
| 21 | 42.00 | 40.00 | | | |

Ordering Information



东莞市溪榜电子有限公司
 DONG GUAN XI BANG ELECTRONICS CO., LTD.
 Switch Connector

REV. A UNIT. mm SCALE. 4:1 PAGE. 1/1

| GENERAL TOLERANCE | |
|-------------------|-----------|
| X.°±5.0° | X.±0.30 |
| .X°±3.0° | .X±0.25 |
| .XX°±2.0° | .XX±0.15 |
| .XXX°±1.0° | .XXX±0.10 |

DWG. NO. XB-PZ-A-20-110
 PART NO. XB-PZ-A-20-110

TITLE:
 2.00PIN HEADER
 BOARD SPACER SINGLE
 ROW BASE 2.00H

1 2 3 4 5 6 7 8 9

1 2 3 4 5 6 7 8 9

F
E
D
C
B
A

F
E
D
C
B
A


Specifications

Current Rating : 2.0 Ampere
 Insulation Resistance : 1000 MΩ Min
 Dielectric Withstanding : 500V AC
 Contact Resistance : 20 mΩ Max
 Operating Temperature : -40°C to +105°C

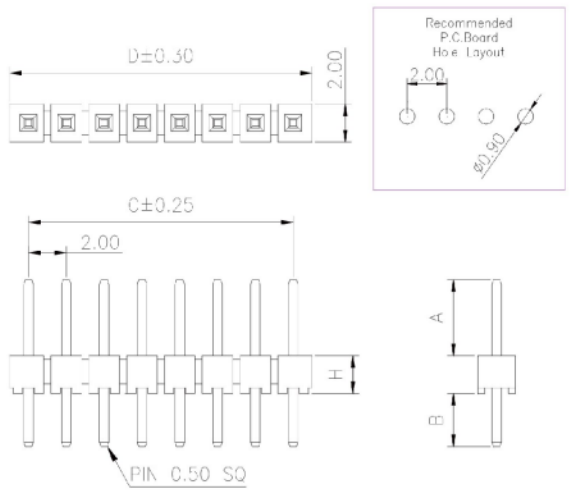
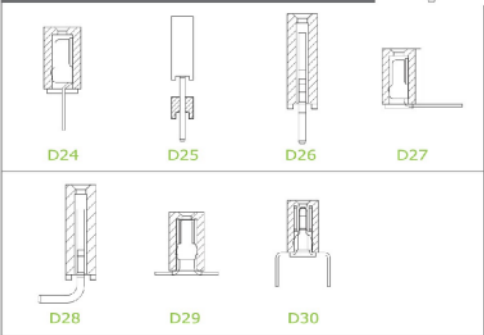
Materials

Contact Material : Phosphor Bronze
 Insulation Material : High Temperature Thermoplastic, 94V-0 LCP

All materials must meet Greenconn's requirements for environmental protection.



Mating with



*For Coded Dimension Not Inside The Table, Please Refer To "Ordering Information"

| No. of Pins/Row | Dimension Information | | No. of Pins/Row | Dimension Information | | No. of Pins/Row | Dimension Information | | No. of Pins/Row | Dimension Information | |
|-----------------|-----------------------|-------|-----------------|-----------------------|-------|-----------------|-----------------------|-------|-----------------|-----------------------|-------|
| | C | D | | C | D | | C | D | | C | D |
| 02 | 2.00 | 4.00 | 11 | 20.00 | 22.00 | 21 | 40.00 | 42.00 | 31 | 60.00 | 62.00 |
| 03 | 4.00 | 6.00 | 12 | 22.00 | 24.00 | 22 | 42.00 | 44.00 | 32 | 62.00 | 64.00 |
| 04 | 6.00 | 8.00 | 13 | 24.00 | 26.00 | 23 | 44.00 | 46.00 | 33 | 64.00 | 66.00 |
| 05 | 8.00 | 10.00 | 14 | 26.00 | 28.00 | 24 | 46.00 | 48.00 | 34 | 66.00 | 68.00 |
| 06 | 10.00 | 12.00 | 15 | 28.00 | 30.00 | 25 | 48.00 | 50.00 | 35 | 68.00 | 70.00 |
| 07 | 12.00 | 14.00 | 16 | 30.00 | 32.00 | 26 | 50.00 | 52.00 | 36 | 70.00 | 72.00 |
| 08 | 14.00 | 16.00 | 17 | 32.00 | 34.00 | 27 | 52.00 | 54.00 | 37 | 72.00 | 74.00 |
| 09 | 16.00 | 18.00 | 18 | 34.00 | 36.00 | 28 | 54.00 | 56.00 | 38 | 74.00 | 76.00 |
| 10 | 18.00 | 20.00 | 19 | 36.00 | 38.00 | 29 | 56.00 | 58.00 | 39 | 76.00 | 78.00 |
| | | | 20 | 38.00 | 40.00 | 30 | 58.00 | 60.00 | 40 | 78.00 | 80.00 |

XB 东莞市溪榜电子有限公司
 DONG GUAN XI BANG ELECTRONIC CO., LTD.

REV. 01 UNIT. mm SCALE. 5:1 PAGE. 1/1

| GENERAL TOLERANCE | |
|-------------------|-----------|
| X.*±5.0' | X.±0.30 |
| .X'±3.0' | .X±0.25 |
| .XX'±2.0' | .XX±0.15 |
| .XXX'±1.0' | .XXX±0.10 |

| | |
|-----------|-------|
| DESIGN: | DATE: |
| CHECKED: | DATE: |
| AUD TED: | DATE: |
| APPROVED: | DATE: |

DWG. NO. XB-PZ-A-20-110
 PART NO. XB-PZ-A-20-110

TITLE. 2.00 FEMALE HEADER SINGLE ROW DIP TYPE BASE 4.30H

1 2 3 4 5 6 7 8 9