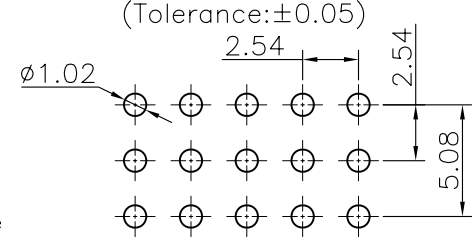


Specifications  
 Current Rating:3.0Amp  
 Insulation Resistance:1000MΩMin.  
 Dielectric Withstanding Voltage:600VAC  
 Contact Resistance:20mΩMax.  
 Operating Temperature:-40°C to +105°C  
 Materials  
 Contact Material:  
 Phosphor Bronze  
 Insulator Material:  
 PBT(Not resistant to high temperature),  
 Nylon(High temperature resistance),  
 LCP(High temperature resistance),  
 UL 94V-0  
 All materials must meet Greenconn  
 hazardous substances control standards.

No. of PIN/ROW	Dimension Information	
	M	L
02	2.54	5.58
03	5.08	8.12
04	7.62	10.66
05	10.16	13.20
06	12.70	15.74
07	15.24	18.28
08	17.78	20.82
09	20.32	23.36
10	22.86	25.90
11	25.40	28.44
12	27.94	30.98
13	30.48	33.52
14	33.02	36.06
15	35.56	38.60
16	38.10	41.14
17	40.64	43.68
18	43.18	46.22
19	45.72	48.76
20	48.26	51.30
21	50.80	53.84
22	53.34	56.38
23	55.88	58.92
24	58.42	61.46
25	60.96	64.00
26	63.50	66.54
27	66.04	69.08
28	68.58	71.62
29	71.12	74.16
30	73.66	76.70
31	76.20	79.24
32	78.74	81.78
33	81.28	84.32
34	83.82	86.86
35	86.36	89.40
36	88.90	91.94
37	91.44	94.48
38	93.98	97.02
39	96.52	99.56
40	99.06	102.10

Recommended P.C.Board Layout



Ordering Information

**XB-PM-B-254-301**

- Plastic specifications
  - 1=Single row
  - 2=Dual row
  - 3=Tripe row
  - 4=Quadruple
- Water code
- No. of Pins per Row 02~40
- Positioning column information
  - A=No locating post
  - B=Round post
  - C=Square post
- Plating code
  - 01=Tin
  - 02=Gold Flash
  - 05=Gold Flash/Tin
  - 22=Matte Tin
- Pin length See the drawing
- Insulator Material
  - A=PBT
  - R=Nylon(Halogen Free)
  - C=LCP
- Color
  - 1=Black
  - 2=White
  - 3=Yellow
  - E=Beige
- Contact Material
  - A/S/K/T=Phosphor Bronze
- Packing code
  - A=Box
  - B=Tray
  - C=Tube
  - D=Tape&Reel
  - E=Cap+Tube
  - F=Cap+Tape&Reel
  - G=Acetate Tape+Tube
  - H=Acetate Tape+Tape&Reel

**东莞市溪榜电子有限公司**  
 DONG GUAN XI BANG ELECTRONICS CO., LTD.

GENERAL TOLERANCE	
X.*±5.0°	X.±0.30
.X.*±3.0°	.X±0.25
.XX.*±2.0°	.XX±0.15
.XXX.*±1.0°	.XXX±0.10


DWG. NO.  
**XB-PM-B-254-301**  
 PART NO.  
**XB-PM-B-254-301**

TITLE.  
**2.54 FEMALE HEADER  
 THREE ROWS R/A TYPE  
 CONNECTOR**

REV.	UNIT.	SCALE.	PAGE.
01	mm	4:1	1/1

### Specifications

Current Rating : 3.0 Ampere  
 Insulation Resistance : 1000 MΩ Min  
 Dielectric Withstanding : 600V AC  
 Contact Resistance : 20 mΩ Max  
 Operating Temperature : -40°C to +105°C

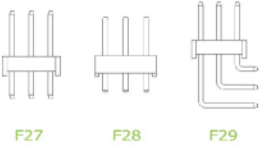


### Materials

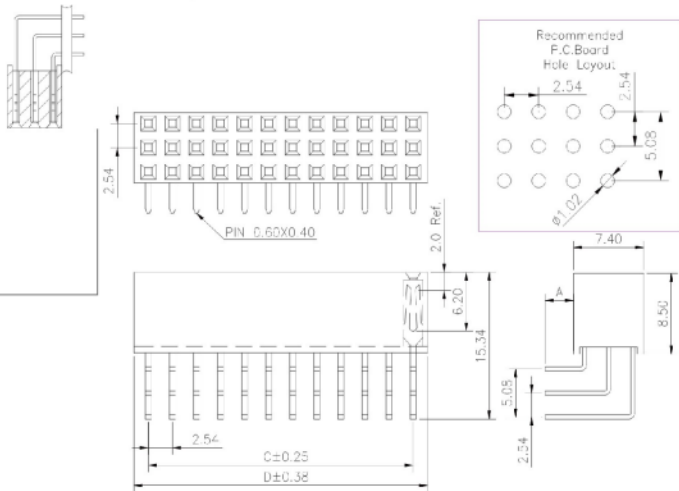
Contact Material : Phosphor Bronze  
 Insulation Material : High Temperature Thermoplastic, 94V-0 Nylon

All materials must meet Greenconn's requirements for environmental protection.

### Mating with



P.S. : Suggested mating pin length : 4.0 ~ 6.0 mm



For Coded Dimension Not Inside The Table, Please Refer To "Ordering Information"

No. of Pins/Row	Dimension Information		No. of Pins/Row	Dimension Information		No. of Pins/Row	Dimension Information		No. of Pins/Row	Dimension Information	
	C	D		C	D		C	D		C	V
02	2.54	5.08	11	25.40	27.94	21	50.80	53.34	31	76.20	78.74
03	5.08	7.62	12	27.94	30.48	22	53.34	55.88	32	78.74	81.28
04	7.62	10.16	13	30.48	33.02	23	55.88	58.42	33	81.28	83.82
05	10.16	12.70	14	33.02	35.56	24	58.42	60.96	34	83.82	86.36
06	12.70	15.24	15	35.56	38.10	25	60.96	63.50	35	86.36	88.90
07	15.24	17.78	16	38.10	40.64	26	63.50	66.04	36	88.90	91.44
08	17.78	20.32	17	40.64	43.18	27	66.04	68.58	37	91.44	93.98
09	20.32	22.86	18	43.18	45.72	28	68.58	71.12	38	93.98	96.52
10	22.86	25.40	19	45.72	48.26	29	71.12	73.66	39	96.52	99.06
			20	48.26	50.80	30	73.66	76.20	40	99.06	101.60

**XB** 东莞市溪榜电子有限公司  
 DONG GUAN XI BANG ELECTRONICS CO., LTD.

REV. 01 UNIT. mm SCALE. 5:1 PAGE. 1/1

GENERAL TOLERANCE	
X: ±5.0'	X: ±0.30
.X: ±3.0'	.X: ±0.25
.XX: ±2.0'	.XX: ±0.15
.XXX: ±1.0'	.XXX: ±0.10

DESIGN:	DATE:
CHECKED:	DATE:
AUDITED:	DATE:
APPROVED:	DATE:

DWG. NO. XB-PM-B-254-301  
 PART NO. XB-PM-B-254-301

TITLE. 2.00 FEMALE HEADER SINGLE ROW DIP TYPE BASE 4.30H