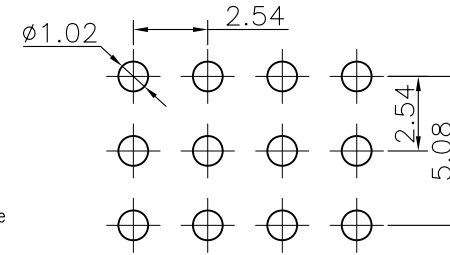


Specifications
 Current Rating:3.0Amp
 Insulation Resistance:1000MΩMin.
 Dielectric Withstanding Voltage:600VAC
 Contact Resistance:20mΩMax.
 Operating Temperature:-40°C to +105°C
 Materials
 Contact Material:
 Phosphor Bronze
 Insulator Material:
 PBT(Not resistant to high temperature),
 Nylon(High temperature resistance),
 LCP(High temperature resistance),
 UL 94V-0
 All materials must meet Greenconn
 hazardous substances control standards.

No. of PIN/ROW	Dimension Information	
	M	L
02	2.54	5.58
03	5.08	8.12
04	7.62	10.66
05	10.16	13.20
06	12.70	15.74
07	15.24	18.28
08	17.78	20.82
09	20.32	23.36
10	22.86	25.90
11	25.40	28.44
12	27.94	30.98
13	30.48	33.52
14	33.02	36.06
15	35.56	38.60
16	38.10	41.14
17	40.64	43.68
18	43.18	46.22
19	45.72	48.76
20	48.26	51.30
21	50.80	53.84
22	53.34	56.38
23	55.88	58.92
24	58.42	61.46
25	60.96	64.00
26	63.50	66.54
27	66.04	69.08
28	68.58	71.62
29	71.12	74.16
30	73.66	76.70
31	76.20	79.24
32	78.74	81.78
33	81.28	84.32
34	83.82	86.86
35	86.36	89.40
36	88.90	91.94
37	91.44	94.48
38	93.98	97.02
39	96.52	99.56
40	99.06	102.10

Recommended P.C.Board
 Layout
 (Tolerance:±0.05)



Ordering Information

XB-PM-A-254-301

- Plastic specifications
 - 1=Single row
 - 2=Dual row
 - 3=Tripe row
 - 4=Quadruple
- Water code
- No. of Pins per Row 02~40
- Positioning column information
 - A=No locating post
 - B=Round post
 - C=Square post
- Plating code
 - 01=Tin
 - 02=Gold Flash
 - 05=Gold Flash/Tin
 - 22=Matte Tin
- Pin length See the drawing
- Insulator Material
 - A=PBT
 - R=Nylon(Halogen Free)
 - C=LCP
- Color
 - 1=Black
 - 2=White
 - 3=Yellow
 - E=Beige
- Contact Material A/S/K/T=Phosphor Bronze
- Packing code
 - A=Box
 - B=Tray
 - C=Tube
 - D=Tape&Reel
 - E=Cap+Tube
 - F=Cap+Tape&Reel
 - G=Acetate Tape+Tube
 - H=Acetate Tape+Tape&Reel

东莞市溪榜电子有限公司
 DONG GUAN XI BANG ELECTRONICS CO., LTD.

REV. 01 UNIT. mm SCALE. 4:1 PAGE. 1/1

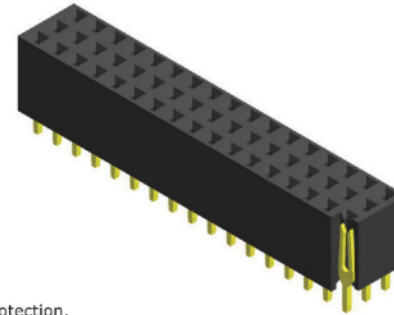
GENERAL TOLERANCE	
X.*±5.0°	X.±0.30
.X.*±3.0°	.X±0.25
.XX.*±2.0°	.XX±0.15
.XXX.*±1.0°	.XXX±0.10

DWG. NO.
XB-PM-A-254-301
 PART NO.
XB-PM-A-254-301

TITLE.
**2.54 FEMALE HEADER
 TRIPLE ROWS DIP TYPE
 CONNECTOR**

Specifications

Current Rating : 3.0 Ampere
 Insulation Resistance : 1000 MΩ Min
 Dielectric Withstanding : 600V AC
 Contact Resistance : 20 mΩ Max
 Operating Temperature : -40°C to +105°C

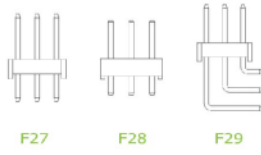


Materials

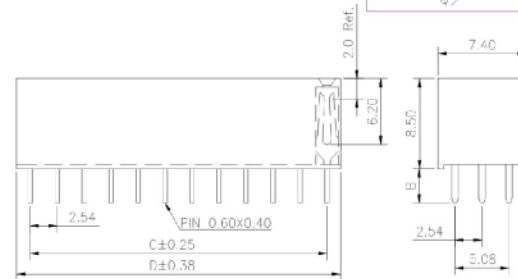
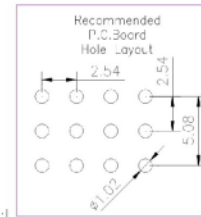
Contact Material : Phosphor Bronze
 Insulation Material : High Temperature Thermoplastic, 94V-0 PBT

All materials must meet Greenconn's requirements for environmental protection.

Mating with



P.S. : Suggested mating pin length : 4.0 ~ 6.0 mm



* For Coded Dimension Not Inside The Table, Please Refer To "Ordering Information"

No. of Pins/Row	Dimension Information		No. of Pins/Row	Dimension Information		No. of Pins/Row	Dimension Information		No. of Pins/Row	Dimension Information	
	C	D		C	D		C	D		C	D
02	2.54	5.58	11	25.40	28.44	21	50.80	53.84	31	76.20	79.24
03	5.08	8.12	12	27.94	30.98	22	53.34	56.38	32	78.74	81.78
04	7.62	10.66	13	30.48	33.52	23	55.88	58.92	33	81.28	84.32
05	10.16	13.20	14	33.02	36.06	24	58.42	61.46	34	83.82	86.86
06	12.70	15.74	15	35.56	38.60	25	60.96	64.00	35	86.36	89.40
07	15.24	18.28	16	38.10	41.14	26	63.50	66.54	36	88.90	91.94
08	17.78	20.82	17	40.64	43.68	27	66.04	69.08	37	91.44	94.48
09	20.32	23.36	18	43.18	46.22	28	68.58	71.62	38	93.98	97.02
10	22.86	25.90	19	45.72	48.76	29	71.12	74.16	39	96.52	99.56
			20	48.26	51.30	30	73.66	76.70	40	99.06	102.10

XB 东莞市溪榜电子有限公司
 Dong Guan Xi Bang Electronics Co., Ltd.

REV. 01 UNIT. mm SCALE. 5:1 PAGE. 1/1

GENERAL TOLERANCE	
X.*±5.0'	X.±0.30
.X*±3.0'	.X±0.25
.XX*±2.0'	.XX±0.15
.XXX*±1.0'	.XXX±0.10

DESIGN:	DATE:
CHECKED:	DATE:
AUD TED:	DATE:
APPROVED:	DATE:

DWG. NO. XB-PM-A-254-301
 PART NO. XB-PM-A-254-301

TITLE. 2.00 FEMALE HEADER SINGLE ROW DIP TYPE BASE 4.30H